



Dual Credit

ApplyTexas Application Guide

High School Programs and Services

Go to www.applytexas.org

ApplyTexas
Many Schools One Application

About ApplyTexas Help Counselors & Administrators log in here »

Explore. Apply. Repeat.

Research your options.
Admission information for every Texas Public University, plus some private and two-year schools.
[Begin your search »](#)

Apply online.
Complete and submit your admission and scholarship applications online.
[Get started now »](#)
[Preview the 2017-2018 applications »](#)
[Preview the 2016-2017 applications »](#)

Do it again.
No need to start from scratch. Copy a completed application and use it to apply to another school.
[Learn how »](#)

First time here? No problem.
Get started »

Already have an account?
Log in now

It's fast. It's easy.
It's free.
[Create your account now »](#)

username

password

[Forgot your username or password?](#)

Figure 1

After student clicks on “Create your account now” they will be taken to the screen below.

Here they just fill out basic information. Student needs an email account in order to continue, as well as their contact information.

My Account Dashboard - My Profile

My Profile My Applications My Essays My Transcripts

Enter information below to establish or maintain your free ApplyTexas profile. Additional information will be requested when you complete online applications.

If you are creating an account, your username will be assigned and presented to you.

Privacy Policy - **REQUIRED**

You must read and agree to the ApplyTexas Privacy Policy linked below before continuing with your application(s).

☐ By checking this box, I represent that I have read, understood and agreed to the terms and conditions of the Privacy Policy (unless I am under the age of 16, in which case, my parent or legal guardian has also read, understood and agreed to the terms and conditions of the [Privacy Policy \(opens in a new tab\)](#)).

Full Legal Name - **REQUIRED**

Enter your full legal last, first, and middle name. Please do not include diacritical marks such as accents (´) or tildes (~). Do not use nicknames or abbreviations or commas because this information will be used for your official record if you enroll. Use your full legal name on all documents sent to the institution to which you are applying. If you have a passport, enter your name as it appears on your passport (without diacritical marks).

Last Name or Family Name or Surname
First Name or Given Name
Middle Name
Suffix

Date of Birth - **REQUIRED**

Enter your date of birth (month, day, 4-digit year). Do not leave blank; this information is required.

Date of Birth / /

4 Digit year required

Place of Birth - **REQUIRED**

Enter the city, state, and country where you were born.

City
State/Possession/Province
Country

Current Grade Level

Grade Level

Are You a U.S. Citizen? - **REQUIRED**

☒ Yes ☐ No

If student selected no, refer to Figure 5

Email Address - **REQUIRED**

Please make sure to use an email address that allows you to receive emails from ApplyTexas. You will not be able to receive information from ApplyTexas and the schools to which you are applying without a valid email address. Some school email accounts do not allow students to receive emails from outside the school district. If you aren't sure, check with your school counselor.

E-mail address
Confirm E-mail address

« Please re-type email address: do not copy/paste.

This email is correct and I have access to it. ☐

Figure 2

Apply Texas standardizes permanent and physical addresses for U. S. addresses. [What is address standardization?](#) (opens in new window)

Permanent Address - REQUIRED

Street Address line 1

Street Address line 2

City

State/Possession/Province

Postal/Zip Code

Country

- Student fills in their full address on "STREET ADDRESS LINE 1"
- STREET ADDRESS LINE 2 is to be left blank

« for U.S. or Canadian addresses only
« do not include dashes

- Country leave as it is

Physical Address (current street address where you reside, if different from above)

If your Physical Address is the same as your Permanent Address, leave this question blank.

Street Address

Street Address line 2

City

State/Possession/Province

Postal/Zip Code

Country

Physical Address Good Until

Not Required

Phone Numbers

Numbers only, no dashes, dots or parentheses, please. Include any city or area code here.

Preferred Phone - REQUIRED

International Preferred Phone Country Code

Preferred Phone Type - REQUIRED

Alternate Phone

International Alternate Phone Country Code

Alternate Phone Type

Input phone number with the area code. Just numbers, no special characters. (Example: / - . ,)

Country Code leave blank

Select phone type

Emergency Contact - REQUIRED

(Person to be contacted in case of emergency)

Title

First Name

Last Name

Phone

Phone Country Code

Street Address

Street Address line 2

City

« num

« non-

Input emergency contact information

It is recommended that students use their legal guardian in this section

Figure 3

Ethnicity and Race:

Are you Hispanic or Latino? (a person of Cuban, Mexican, Puerto Rican, South or Central American, or other Spanish culture or origin, regardless of race)

☐ **Yes** ☐ **No**

Please select the racial category or categories with which you most closely identify. Check as many as apply.

☐ **American Indian or Alaska Native**

(A person having origins in any of the original peoples of North and South America (including Central America), and who maintains tribal affiliation or community attachment.)

☐ **Asian**

(A person having origins in any of the original peoples of the Far East, Southeast Asia or the Indian subcontinent including, for example, Cambodia, China, India, Japan, Korea, Malaysia, Pakistan, the Philippine islands, Thailand, and Vietnam.)

☐ **Black or African American**

(A person having origins in any of the black racial groups of Africa.)

☐ **Native Hawaiian or Other Pacific Islander**

(A person having origins in any of the original peoples of Hawaii, Guam, Samoa, or other Pacific islands.)

☐ **White**

(A person having origins in any of the original peoples of Europe, the Middle East, or North Africa.)

Select ethnicity, race, and gender

Gender

☐ **Male** ☐ **Female**

Password Information - REQUIRED

You will need your password each time you wish to access or modify any of your information. Please choose something you can easily remember. Your password can be 8-12 letters long, must contain at least one number, and cannot contain any spaces. Enter the same password in both Password boxes to make sure you typed it correctly.

Password

Confirm Password

Password must be 8-12 letters long and must contain at least one number, cannot contain any spaces

save profile

Figure 4

If student selected no to "US Citizen" question in figure 2, the questions below will appear.

Non-U.S. Citizens

Of what country are you a citizen?

Citizenship country

Citizenship Country: Select country they were born in

Do you hold Permanent Residence status (valid I-551) for the U.S.?
If Yes, please submit a copy of both sides of the card.

☐ Yes ☒ No ☐ Not Applicable

If "Yes", date permanent resident card issued with 4-digit year:

Permanent resident card / /

Alien Number

If student has a residency alien card select "yes" and type in their residency alien card number and the day it was issued to them.

If student does not have a residency alien card select no and proceed to next question.

If you are not a U.S. citizen or permanent resident, do you have an application for permanent residence (form I-485) pending with the U.S. Citizenship and Immigration Services (USCIS)?
(If "Yes," submit a copy of your Notice of Action from the USCIS, form I-797C.)

☐ Yes ☒ No ☐ Not Applicable

If student has not submitted an application for permanent residence select no and proceed to answer the following question.

Non U.S. Citizen, Non U.S. Permanent Resident Information: If you are not a U.S. citizen nor permanent resident, country of legal permanent residence:

Country of legal perm residence

Citizenship Country: Select country they were hold legal residency in.

Figure 5

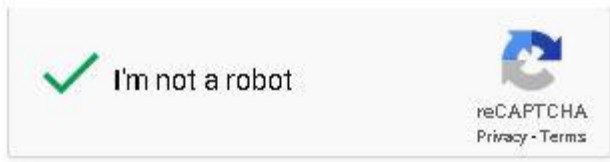
Have students read the Privacy Policy and check box.

Privacy Policy - **REQUIRED**

☐ By checking this box, I represent that I have read, understood and agreed to the terms and conditions of the Privacy Policy (unless I am under the age of 16, in which case, my parent or legal guardian has also read, understood and agreed to the terms and conditions of the [Privacy Policy \(opens in a new tab\)](#)).

Check

Figure 6



Have students check the “I’m not a robot” box after creating their password.

Figure 7

Account confirmation is shown below when students have successfully completed their ApplyTexas profile.

The screenshot shows a confirmation page with a light gray background. At the top, it says "Your Username is:" followed by a text box containing "Student's email". Below this is a link "Please email us with any questions." and a message "You have successfully saved your ApplyTexas profile." A bold note states: "Please note: Saving a profile does not mean that you have completed your application." Another "Your Username is:" section with the same "Student's email" text box is shown. Below that, a message says: "Many applicants do not complete their application in one session. You will need your username and password each time you log on to ApplyTexas. PLEASE WRITE THEM DOWN OR PRINT THIS PAGE FOR YOUR RECORDS." At the bottom, it says "You may now go to My Applications to complete an application."

Figure 8

After creating their profile, students must create an application.

My Account Dashboard - Application Listing

The screenshot shows a dashboard with three tabs: "My Profile", "My Applications" (which is highlighted in red), and "My Essays". Below the tabs are two buttons: "View Application List" and "Start a New Application". A blue arrow labeled "Select" points to the "Start a New Application" button. Another blue arrow labeled "CLICK" points to the "Create a new application now." link. The page title is "My Account Dashboard - Application Listing". Below the tabs, the text "application details" is visible. The main content area says: "You don't have any admissions applications. [Create a new application now.](#)"

Figure 9

Select "create a 2 year degree college admissions application".

My Account Dashboard - Application Listing

My Profile

My Applications

My Essays

View Application List

Start a New Blank Application

Admissions | Start a new blank application.

Which of these should I choose?

Apply Texas application type descriptions

create a new 2 year college admissions application

create a new 4 year university undergraduate admissions application

For those applicants who already have a bachelor's degree or the equivalent:

create a new graduate school admissions application



Figure 10

Select "Texas Southmost College (Brownsville)" from either drop down menus.

Getting Ready to Start Your Application

create a new application for admission

Two year colleges do not offer graduate degrees. Graduate school applicants should [apply to a four year university](#).

(For a clickable map with more information about Texas regions, please go to the [Texas Higher Education Coordinating Board's Texas Regions web page](#).)

Search for a college by region

Target College: Select target two year college - listed by region

Search for a college from an alphabetical list

Target College: Select target two year college - listed alphabetically

Click

continue

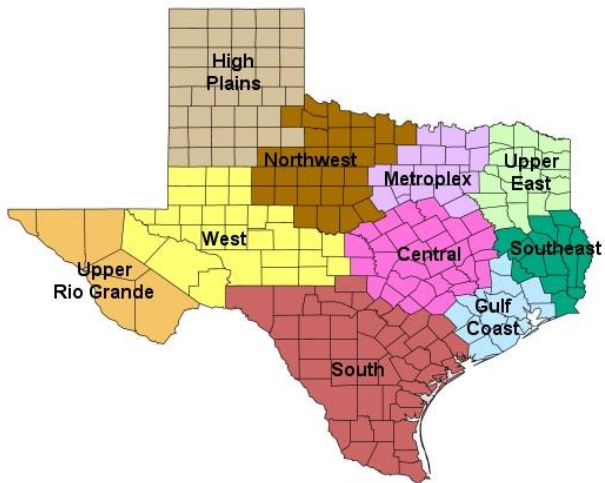



Figure 11

Select a semester of entry.

Getting Ready to Start Your Application
select a semester

Semester of Entry 

August – December = Fall
January – May = Spring
June – July = Summer I
July – August = Summer II

Figure 12

Getting Ready to Start Your Application
select a semester

Semester of Entry

Texas Southmost College offers multiple deadlines for Two Year Institution applications for Fall (Aug - Dec) 2017. Please select the deadline for which you wish to apply. For more information about these deadlines, please contact Texas Southmost College.

☒ The regular deadline for Two Year Institution applications (08/22/2017)


☐ Transfer Student(s) submission of Transcripts Deadline (Deadline is 08/01/2017) 

Figure 13

Select DIVISION OF HUMANITIES as first choice school, unless student is applying for a CTE program.

select school

Please submit this application if your interested in attending Fall 2017. If you wish to apply after the deadline, you will have to do so in person by going to the Admissions office at the Oliveira Student Services Center.

Deadline:	08/22/2017
Application Fee:	No Application Fee

Select School

First Choice School DIVISION OF HUMANITIES

continue



Figure 14

Select AA in General Studies as student major, unless student is applying for a CTE program.

select major

Please note:

Please submit this application if your interested in attending Fall 2017. If you wish to apply after the deadline, you will have to do so in person by going to the Admissions office at the Oliveira Student Services Center.

Please select your major.

If you don't see your desired major, check the institution's website. If you cannot find it there, contact the institution for more information.

School selected: DIVISION OF HUMANITIES

Major: AA in General Studies

continue

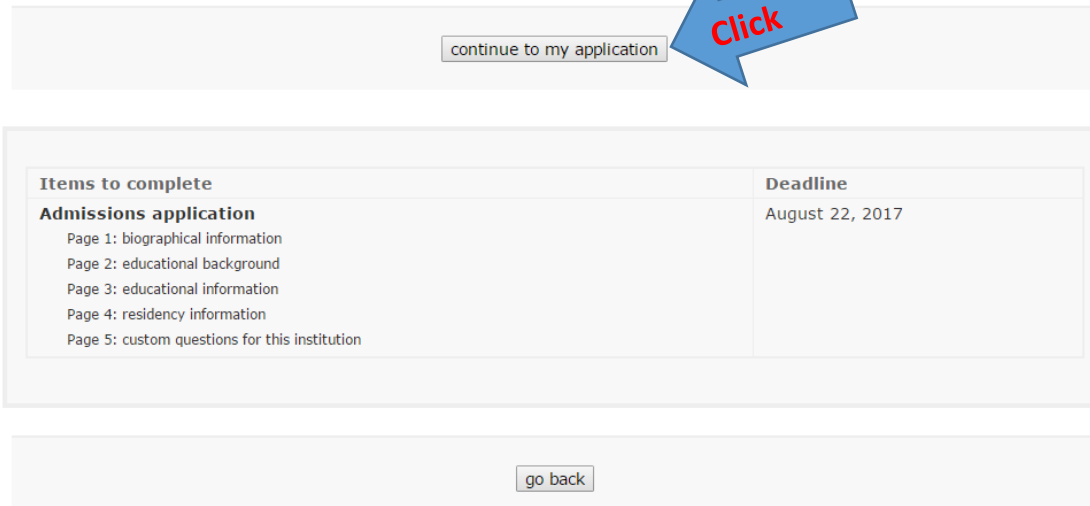


Figure 15

Click on "Continue to my application"

Getting Ready to Start Your Application
application checklist

Texas Southmost College - Two Year School Admission for Fall 2017



continue to my application

Items to complete	Deadline
Admissions application Page 1: biographical information Page 2: educational background Page 3: educational information Page 4: residency information Page 5: custom questions for this institution	August 22, 2017

go back

Figure 16

Type in student's SS# in this section and answer question 17. If they do not have one scroll down and save.

biographical information

We have assigned an application ID number to this application. Please make note of it, as it is required for all further communication concerning this application and may be needed to retrieve your application password.

Your application ID is 2266586

First choice school/college	DIVISION OF HUMANITIES
First choice major/program	AA in General Studies

Want to change your school(s)/college(s) and/or major(s)/program(s)? [Go back to the "select major" page.](#)

Please select a deadline for your application to Texas Southmost College.

☒ The regular deadline for Two Year Institution applications (08/22/2017)

☐ Transfer Student(s) submission of Transcripts Deadline (Deadline is 08/01/2017)

1. Enter your U.S. Social Security Number

Please enter your Social Security Number, if you have one. It is used to match your application to your transcript and test scores, and for financial aid.

Social Security Number (SSN)

< No spaces, dashes, or letters.

Confirm SSN

< No spaces, dashes, or letters.

17. Texas Conservatorship - **REQUIRED**

At any time in your life were you placed in foster care or adopted from foster care in Texas?

☒ Yes ☐ No

In Page 1, If possible, provide social security number and answer question 17.

Figure 17

Check the boxes below, confirming that student information is correct.

Please confirm that we have stored the following information correctly:

First Name/Given Name:

Last Name/Family Name/Surname:

Date of Birth:

Please make corrections below as needed.

☒ Yes, my name and birthdate have been saved correctly. - REQUIRED

Permanent Address:

Street Address: 80 FORT BROWN ST

Street Address (line 2):

City: BROWNSVILLE

State: TX

Postal/Zip: 785204956

☒ I understand that my permanent address has been standardized and certify this is my correct address. - REQUIRED

After saving, it will take the student back to the top.

Check the boxes like the ones on this image.

Click

Figure 18

In this section, student will select their HS.


1. High School You Graduated From or Expect to Graduate From: - **REQUIRED**

You will speed the processing of your application by searching for and selecting your high school via the school search option. Have an official transcript sent to each university to which you apply.

To begin the school search process, click the school search button, then enter the name of your high school. If you are unable to find a match in the database, please select the "School not found" option at the bottom of the search page.

For U.S. high schools, please be sure to supply both the city and state.

For international high schools, please leave the state field blank and enter the city field.

Search for Your High School Find Your High School 

High School Name: PORTER HIGH SCHOOL

High School Code: 2445644

High School City or Country: PORTER

High School State/Possession/Province: Texas < if in U.S. or Canada

Expected Graduation Date: May 2021

☐ Please check here if you have information to enter for more than one high school

Are you home-schooled? - **REQUIRED**

☐ Yes ☒ No **Select no.**

Select **"FIND YOUR HIGH SCHOOL"**

A pop up (Figure 20) will appear, type in the school student is zoned to, once school is found click on select and it will take the student back to this screen with the information filled.

All student needs to do is fill out their "Expected graduation date"

May, (HS, graduation year)

Figure 19

Type in school name and city click "submit". Find your school and select.

ApplyTexas School Search

Search by School Name, City, State, Country

Search tips:

For the fastest search, enter only the school name.

Adding the city will limit the list when searching for common school names or larger geographic areas.

To search for all the schools in a particular city or country, leave the school name field blank.

Entering information in all fields isn't necessary and will limit the results to only schools that match the criteria.

School Name:

School Country:

School City:

School Type:




Figure 20

For verification purposes, please have students type if their High School student ID number (if any) in the box provided below.

5. High School Student ID – optional

Please enter your high school student ID number:

Figure 21

In this section, students will select their admission basis.

Page 3 of 5

educational information

1. Did you take a Tech Prep course or courses for college credit?

☐ Yes ☐ No

2. Please indicate on what basis you are seeking admission. Select the option that is most appropriate. Any/all of these may require additional documentation: - **REQUIRED**

Admission Basis Dual Credit (receiving both high school and college credit) ▼

3. Please indicate the primary reason for attending classes at this college: - **REQUIRED**

Reason Attending Earn Associate Degree (2 years) ▼

TOEFL

4. ☐ **TOEFL taken**

« if your native language is not English

IELTS

5. ☐ **IELTS taken**

« if your native language is not English

save changes

Select

Figure 22

If student claims US Residency in their student profile (Figure 2) the screen below (figure 23) will appear .
If student does not claim US Residency in their student profile, refer to Figure 28.

Residency Information

Basis of Claim to Residency

Do you file your own federal income tax as an independent tax payer? - **REQUIRED**

(An independent tax payer should not be claimed as a dependent by another person. If you file a joint return with your spouse, answer "Yes.")

☐ Yes ☒ No

Are you claimed as a dependent or are you eligible to be claimed as a dependent by a parent or court-appointed legal guardian? - **REQUIRED**

(To be eligible to be claimed as a dependent, your parent or legal guardian must provide at least one half of your support. A step-parent does not qualify as a parent if he/she has not adopted the student.)

☒ Yes ☐ No

save and continue to next question

Select

delete residency answers & start over

If student files his or her own income tax as an independent taxpayer, select yes.

An Individual Taxpayer Identification Number (ITIN) is a tax processing number issued by the Internal Revenue Service. The IRS issues ITINs to individuals who are required to have a U.S. taxpayer identification number but who do not have, and are not eligible to obtain, a Social Security number (SSN) from the Social Security Administration (SSA).

If student is claimed as a dependent by a parent of legal guardian, select yes.

Figure 23

If student selects no to question number two in Figure 23, the following screen will appear. If not, it will prompt them to Figure 25.

Page 4 of 5

residency information

delete residency answers & start over

Residency Information

Who provides the majority of your support? - **REQUIRED**

- ☐ Self
- ☒ Parent or Legal Guardian
- ☐ Other: (list below)

If other, please list:

(note: If you check "other" please provide an explanation in the "General Comments" box at the end of the residency section.)

save and continue to next question

Select

Figure 24

residency information

[delete residency answers & start over](#)

Residency Information

1. Is the parent or legal guardian upon whom you base your claim of residency a U.S. Citizen? - **REQUIRED**
- ☒ Yes ☐ No

2. Does this parent or legal guardian currently live in Texas? - **REQUIRED**
If he or she is out of state due to a temporary assignment by your employer or other temporary purpose, please explain in the "General Comments" box at the end of the residency section of this application.
- ☒ Yes ☐ No

3. If your parent or legal guardian is currently living in Texas:

a. How long has he or she been living here?

Lived in Texas for: Years: Months:

- b. What is your parent's or legal guardian's main purpose for being in the state?
If for reasons other than those listed here, give an explanation in the "General Comments" box at the end of the "General Comments" box at the end of the residency section of this application.

☐ Go to college ☒ Establish/Maintain a home ☐ Work Assignment

Figure 25

6. For the past 12 months:

- a. Has your parent or legal guardian been gainfully employed in Texas? - **REQUIRED**
- ☒ Yes ☐ No

- b. Has your parent or legal guardian received primary support from a social service agency? - **REQUIRED**

☐ Yes ☒ No

7. Is your parent or legal guardian married to a person who could claim "yes" to any part of question (5) or (6)? - **REQUIRED**

☐ Yes ☒ No

- a. If yes, indicate which question could be answered "yes" by your parent or legal guardian's spouse:

▼

- b. How long has your parent or legal guardian been married to the Texas Resident?

Married to TX resident for: Years: Months:

Figure 26

1. If parent is a US Citizen/Resident select **yes**, if parent is not refer to Figure 23.

2. If parent lives in Texas select **yes**

3 a. Have student type in the number of years parents have been living in the State of Texas

3 b. Select "Establish maintain a home"

Scroll down to question #6. Figure 26

6 a. If parent works in the state of Texas, select **yes**.

6 b. If parent has received primary support from social service agency, select **yes**.

For more information, click on link below.

<https://www.socialworkers.org/LinkClick.aspx?fileticket=cPGKXbFAxsw%3D&portalid=0>

7. If parent or legal guardian married a person who answered yes to questions 6 a and b, select **yes**.

7 a. If yes to any, indicate the questions that were answered.

7 b. Have students answer how many years and months their parents have been married.

If student selected No for question 1 in Figure 25, it prompt them to filling out the “Non-US Citizen parent/guardian information below.

Page 4 of 5
residency information

delete residency answers & start over

Residency Information

1. Is the parent or legal guardian upon whom you base your claim of residency a U.S. Citizen? - **REQUIRED**
- ☐ Yes ☒ No

Non-U.S. Citizen parent/guardian information

a. If not, is the parent or legal guardian upon whom you base your claim of residency a Permanent Resident of the U.S.?

☐ Yes ☒ No ☐ Reset answer-Not Applicable

b. Is this parent or legal guardian a foreign national whose application for Permanent Resident Status has been preliminarily reviewed?
(Your parent or legal guardian should have received a fee/filing receipt or Notice of Action (I-797) from USCIS showing your I-485 has been reviewed and has not been rejected.)

☐ Yes ☒ No ☐ Reset answer-Not Applicable

c. Is this parent or legal guardian a foreign national here with a [visa eligible to domicile in the United States](#) or is he/she a Refugee, Asylee, Parolee or here under Temporary Protective Status?

If so, indicate which:

Figure 27

1 a. Select yes/no if parent or legal guardian claim permanent residency of the US.

1 b. If parent has submitted a residency application, select yes and leave question 1c blank.

1 b. If parent has not submitted a permanent resident application, select no and proceed to question 1 c.

1 c. If students know answer to question, have them select it, if not select “None of the above” from the drop down menu.

If student does not claim US Residency in their student profile (Figure 2) the screen below (figure 28) will appear.

Page 4 of 5

preliminary visa information

Immigration Status

If you are admitted, additional information regarding your immigration status is required. Upon submission of your electronic application, you will be sent a "Certification of Financial Responsibility" form to complete and return to the school to which you are applying. If you are, or will be, in F-1 or J-1 status, evidence of adequate financial support is required for issuance of an immigration document (Form I-20 or Form DS-2019).

Are you currently residing in the U.S.? - **REQUIRED**

☐ Yes ☐ No

If student currently resides in the US, select yes.

If students selects yes, refer to figure 29.

If you will require a change in your visa status, what type of visa is expected?

☐ Student (F-1) Visa ☐ Exchange (J-1) Visa

If student does not live in the US, select no, scroll down and "save changes"

Expected source of financial support if you are, or will be, in F-1 or J-1 status

☐ Personal or family funds
☐ Government or private sponsor (include full name of sponsor below)

☐ Other (please specify source below)

What is your marital status?

☐ Married ☐ Single

Figure 28

Please answer questions in Figure 29, to the best of the student's ability.

Current U.S. residents complete the following

If you are currently residing in the U.S., please select your current visa type: - **REQUIRED** If student does not have a visa type, select "none of the above" option from the drop down menu.

Immigration Visa Type

Other Visa Type (if not listed above)

If an expiration date is indicated on your form I-94, please enter it:

Expiration Date / « 4-digit year

Will you require a change in your visa status? - **REQUIRED**

☐ **Yes** ☐ **No** ☐ **Unsure** If student will require a change in their visa status after graduation select no, if unsure, select unsure.

If you are already in the U.S., do you plan to leave the U.S. before enrolling at the university to which you are applying?

☐ **Yes** ☐ **No**

If yes, approximate date of travel / « 4-digit year

Figure 28

Scroll down and "save changes". No further information is needed in this screen.

Type in any general comments, if any.


residency information

delete residency answers & start over

Residency Information

General Comments

Is there any additional information that you believe your college should know in evaluating your eligibility to be classified as a resident? If so, please provide it below. **A maximum of 10 lines will be sent.**



save and continue to next question



Figure 29

Residency Information

Residency Section Complete

A summary of the answered residency questions will appear on this screen, scroll down and save and continue to next section.

You have completed the residency section of this application. The answers you provided are displayed below. If you would like to delete the answers you have provided and start over, please use the button above.

After reviewing your answers, please use the [save page & continue with application](#) button at the bottom of this page to continue your application.

Figure 30

Before submitting, student must answer “Custom questions” for our institution.

Page 5 of 5

custom questions for this institution

This page will continue to appear until all questions have been acknowledged or saved and the page has been saved.

[Step-by-Step Instructions](#)

This page contains questions particular to the University and/or major to which you are applying. You must provide an answer for all REQUIRED questions and acknowledge, or save, optional questions. When all questions have been saved, save the page as a whole to continue with your application.

Gender – **REQUIRED**

Please indicate your gender:

- ☒ Female
☐ Male

Answer

save, acknowledge question

Save this question and remain on this page.

Click

Figure 31

custom questions for this institution

This page will continue to appear until all questions have been acknowledged or saved and the page has been saved.

[Step-by-Step Instructions](#)

This page contains questions particular to the University and/or major to which you are applying. You must provide an answer for all REQUIRED questions and acknowledge, or save, optional questions. When all questions have been saved, save the page as a whole to continue with your application.

Gender successfully saved

Engineering Academy – REQUIRED

Are you interested in applying to the TAMU Chevron Engineering Academy?

- ☐ Yes
☐ No

Answer

save, acknowledge question

Save this question and remain on this page.

Click

Figure 32

custom questions for this institution

Engineering Academy successfully saved

save and complete this page

Save this question and page and continue with your application.

Click


Figure 33

You will need to log in to the email used to create your profile. See a copy of the email below.



ApplyTexas <applytexas@austin.utexas.edu> [REDACTED]

Your ApplyTexas Profile: Email verification

 We removed extra line breaks from this message.

Hello [REDACTED]

You are receiving this message because you have recently created a new account or entered a new email on an ApplyTexas profile.

Please visit the following link to verify your email address:

[https://www.applytexas.org/adappc/gen/verify.WBX?
s_ticket=7765A8FB68799AFAF80979F1FF619A9761E8C3&s_user_id=delu3232](https://www.applytexas.org/adappc/gen/verify.WBX?s_ticket=7765A8FB68799AFAF80979F1FF619A9761E8C3&s_user_id=delu3232)



Figure 34

Once you click on the link it will take you to applytexas in which you will type in your email address and click on continue

ApplyTexas

[Home Page/Log in](#) [My Account Dashboard](#) [Admissions Information](#)

Application Details

Appli

ApplyTexas email verification

Please enter the email address you are verifying for security purposes. After verification you will be redirected to the ApplyTexas login page.

Email:

Continue

Click

Last updated **June 14 , 2017**

[Privacy](#) [Web Accessibility](#) [FAQ](#)

Figure 35

Go back to your original tab in which you will read boxes below, and check each box before proceeding.

Texas Southmost College
High School Programs and Services

Revised 4/3/2020
Page 29 of 18

certification and payment information

certification of information -REQUIRED

You are required to read the statements below. By checking the box next to the statement you are agreeing to the terms and conditions laid out in the statement. If you do not check the box next to the statement, you will not be allowed to complete or submit this application.

You may wish to print this page for your own records; however, we ask that you *not* send in a printout of this page to the institution to which you are applying.

**CHECK ALL
BOXES**

☒ Notification of Rights under Texas Law: Information collected about you through this application may be held by any institution of higher education to which you apply. With few exceptions, you are entitled on your request to be informed about the collected information. Under Sections 552.021 and 552.023 of the Texas Government Code, you are entitled to receive and review the information. Under section 559.004 of the Texas Government Code, you are entitled to correct information held by an institution that is incorrect. You may correct information held by any institution to which you apply by contacting the institution. The information that is collected about you will be retained and maintained as required by Texas records retention laws (Section 441.180 et seq. of the Texas Government Code) and rules. Different types of information are kept for different periods of time. The Texas Higher Education Coordinating Board, or its authorized representative(s), has permission to contact you regarding your ApplyTexas application and/or regarding related educational outreach purposes (including, for example, to make you aware of financial aid opportunities) using any of the contact information for communication methods (email, mail, phone, cellular, text message, or automated telephone dialing equipment). Your information will not be sold for commercial purposes.

☒ I certify that I have read and understand the [New Requirements and Important Information about Bacterial Meningitis](#)

☒ If my application is accepted, I agree to abide by the policies, rules and regulations at any college to which I am admitted. I authorize the college to verify the information I have provided. I certify that the information I have provided is complete and correct and I understand that the submission of false information is grounds for rejection of my application, withdrawal of any offer of acceptance, cancellation of enrollment and/or appropriate disciplinary action. I understand that officials of my college will use the information submitted on this form to determine my status for residency eligibility. I authorize the college to electronically access my records regarding the Texas Success Initiative. I agree to notify the proper officials of the institution of any changes in the information provided.

financial aid information

You must apply for financial aid separately. You can [apply for financial aid online](#). Contact the institution's financial aid office directly for more information.

non-discrimination clause

Admission to any of the Texas institutions of higher education and any of their sponsored programs is open to qualified individuals regardless of race, color, gender, sexual orientation, creed, age, national origin or disability.

application fee information

No information on the application fee is available for this university and semester.


[save and proceed to application submission](#)

Click

Figure 36

Student application will not be submitted if they do not click on “submit application now”.

Application ID#

 You are about to submit your application for Two Year Admissions to Texas Southmost College for Fall 2017 with application ID 2266586.

Once you submit your application, you will not be allowed to change it in any way. We strongly recommend checking the application pages for any errors prior to submission.

You may choose not to submit this application at this time, but you must submit your application before Texas Southmost College will receive it.

Submit Application Now

I'll submit my application later. Go to [my applications](#) to view a list of my saved applications.

Figure 37